



DOSHI & SONS

QUALITY · SERVICE

ABOUT US

With over 25 years of industry experience, **Doshi and Sons** has established itself as a reliable name in the manufacturing and export of high-performance thermocouple accessories and precision brass components. Our success is built on a strong foundation of quality, innovation, and customer satisfaction.

We specialize in precision-engineered components manufactured from premium materials such as Brass, Mild Steel (MS), Copper, Stainless Steel (SS), and Aluminium. Our products are crafted to meet the highest international standards for reliability and performance.

Doshi and Sons, founded in 1998, is a precision engineering company engaged in the manufacturing and export of thermocouple accessories and metal components. With a legacy of over **25 years**, the company has consistently delivered reliable solutions to a wide range of industries, maintaining a strong focus on quality, material integrity, and customer requirements.

The company's core strength lies in its ability to manufacture high-precision components from a variety of metals including Brass, Mild Steel (MS), Copper, Stainless Steel (SS), and Aluminium. Every product is designed and manufactured in compliance with international standards to ensure durability, functionality, and precision.

- **98% Success Rate**
- **25 Years Experience**
- **200+ Expert Analyst**
- **Big Collaborations**

WHY CHOOSE US

Excellence Across Global Markets

We pride ourselves on adhering to global quality benchmarks, ensuring every product offers superior performance and quality products. By integrating advanced manufacturing techniques with a deep understanding of customer requirements, we provide innovative and cost-effective solutions.



Expertise and Experience

Interior designers possess the skills create well-designed.



Innovative Solutions

Interior designers are trained to think creatively and come.



Time and Cost Efficiency

Hiring an interior designer can save you time and money.



Value Enhancement

Well-designed interiors can us significantly enhance value.

1 BAYONET TYPE ASSEMBLIES



- BAYONET TYPE STRAIGHT ASSEMBLY
- BAYONET TYPE STRAIGHT ASSEMBLY CLOSED HOLE
- BAYONET TYPE STRAIGHT ASSEMBLY WITH VARIOUS TIP
- BAYONET TYPE ROUND BUSH ASSEMBLY
- BAYONET TYPE STRAIGHT ASSEMBLY BOTH SIDE WASHER TYPE
- BAYONET TYPE L BEND ASSEMBLY
- BAYONET TYPE L BEND ASSEMBLY CLOSED HOLE
- BAYONET TYPE L TYPE WITH VARIOUS TIP
- BAYONET TYPE LRB SPRING LOADED
- BAYONET TYPE BUTTERFLY ASSEMBLY
- BAYONET TYPE BUTTERFLY ASSEMBLY CLOSED HOLE
- BUTTERFLY BOLT TYPE ASSEMBLY
- BUTTERFLY PART
- BOLT TYPE ASSEMBLY
- BOLT TYPE ASSEMBLY WITH WELDED BOLT
- BOLT TYPE L ASSEMBLY
- WASHER TYPE ASSEMBLY (ONE PIECE)
- WASHER TYPE ASSEMBLY (WELDED)
- LUG RIVETING TYPE
- WASHER TYPE BAYONET ASSEMBLY
- BAYONET TYPE ADJUSTABLE TIP ASSEMBLY
- CHINESE ASSEMBLY
- ROTATING BAYONET TYPE
- TIP FOR SPRING HOLDER
- BAYONET TYPE SPRING ROTATE STRAIGHT ASSEMBLY
- SPRING ROTATE L TYPE ASSEMBLY
- SQUARE BODY ASSEMBLY
- HOOK TYPE ASSEMBLY

Bayonet Type Assemblies

1 BAYONET TYPE STRAIGHT ASSEMBLY




HOLDER I.D.	8.0, 11.30, 12.00, 12.50, 13.00, 14.00, 16.00, 17.00 MM
SLOT	SINGLE SLOT , DOUBLE SLOT.
PIPE SIZE	5.00 MM , 6.00 MM , 8.00 MM.
TIP LENGTH	1"
PLATING	CHROME PLATING.
Custom Design	ANY DESIGN AS PER CUSTOMER SPECIFICATION IS ALSO AVAILABLE.

BAYONET TYPE STRAIGHT ASSEMBLY CLOSED HOLE 2

HOLDER I.D.	8.0, 11.30, 12.00, 12.50, 13.00, 14.00, 16.00, 17.00 MM
SLOT	SINGLE SLOT , DOUBLE SLOT.
PIPE SIZE	5.00 MM , 6.00 MM , 8.00 MM.
TIP LENGTH	1", 2", 3", 4", 6", 8", 10", 12", 18"
PLATING	CHROME PLATING.
Custom Design	ANY DESIGN AS PER CUSTOMER SPECIFICATION IS ALSO AVAILABLE.



3 BAYONET TYPE STRAIGHT ASSEMBLY WITH VARIOUS TIP



HOLDER I.D.	8.0, 11.30, 12.00, 12.50, 13.00, 14.00, 16.00, 17.00 MM
SLOT	SINGLE SLOT , DOUBLE SLOT.
PIPE SIZE	5.00 MM , 6.00 MM , 8.00 MM.
TIP LENGTH	2", 3", 4", 6", 8", 10", 12", 18"
PLATING	CHROME PLATING.
Custom Design	ANY DESIGN AS PER CUSTOMER SPECIFICATION IS ALSO AVAILABLE.

Bayonet Type Assemblies

4 BAYONET TYPE ROUND BUSH ASSEMBLY



HOLDER I.D.	8.0, 11.30, 12.00, 12.50, 13.00, 14.00, 16.00, 17.00 MM
SLOT	SINGLE SLOT , DOUBLE SLOT.
PIPE SIZE	5.00 MM , 6.00 MM , 8.00 MM.
TIP LENGTH	1" , 2" , 3" , 4" , 6" , 8" , 12"
PLATING	CHROME PLATING.
Custom Design	ANY DESIGN AS PER CUSTOMER SPECIFICATION IS ALSO AVAILABLE.

BAYONET TYPE STRAIGHT ASSEMBLY BOTH SIDE WASHER TYPE

5

HOLDER I.D.	8.0, 11.30, 12.00, 12.50, 13.00, 14.00, 16.00, 17.00 MM
SLOT	SINGLE SLOT , DOUBLE SLOT.
PIPE SIZE	5.00 MM , 6.00 MM , 8.00 MM.
TIP LENGTH	2" , 3" , 4" , 6" , 8" , 10" , 12" , 18"
PLATING	CHROME PLATING.
Custom Design	ANY DESIGN AS PER CUSTOMER SPECIFICATION IS ALSO AVAILABLE.



6 BAYONET TYPE L BEND ASSEMBLY



HOLDER I.D.	8.0, 11.30, 12.00, 12.50, 13.00, 14.00, 16.00, 17.00 MM
SLOT	SINGLE SLOT , DOUBLE SLOT.
PIPE SIZE	5.00 MM , 6.00 MM , 8.00 MM.
TIP LENGTH	18.00 MM
PLATING	CHROME PLATING.
Custom Design	ANY DESIGN AS PER CUSTOMER SPECIFICATION IS ALSO AVAILABLE.

Bayonet Type Assemblies

7 BAYONET TYPE L BEND ASSEMBLY CLOSED HOLE



HOLDER I.D.	8.0, 11.30, 12.00, 12.50, 13.00, 14.00, 16.00, 17.00 MM
SLOT	SINGLE SLOT , DOUBLE SLOT.
PIPE SIZE	5.00 MM , 6.00 MM , 8.00 MM.
TIP LENGTH	18.00 MM
PLATING	CHROME PLATING.
Custom Design	ANY DESIGN AS PER CUSTOMER SPECIFICATION IS ALSO AVAILABLE.

8 BAYONET TYPE L TYPE WITH VARIOUS TIP 8

HOLDER I.D.	8.0, 11.30, 12.00, 12.50, 13.00, 14.00, 16.00, 17.00 MM
SLOT	SINGLE SLOT , DOUBLE SLOT.
PIPE SIZE	5.00 MM , 6.00 MM , 8.00 MM.
TIP LENGTH	2", 3", 4", 6", 8", 10", 12", 18"
PLATING	CHROME PLATING.
Custom Design	ANY DESIGN AS PER CUSTOMER SPECIFICATION IS ALSO AVAILABLE.



9 BAYONET TYPE LRB SPRING LOADED



HOLDER I.D.	8.0, 11.30, 12.00, 12.50, 13.00, 14.00, 16.00, 17.00 MM
SLOT	SINGLE SLOT , DOUBLE SLOT.
PIPE SIZE	5.00 MM , 6.00 MM , 8.00 MM.
TIP LENGTH	1" , 2", 3", 4", 5"
PLATING	CHROME PLATING.
Custom Design	ANY DESIGN AS PER CUSTOMER SPECIFICATION IS ALSO AVAILABLE.

Bayonet Type Assemblies


10 BAYONET TYPE BUTTERFLY ASSEMBLY



PIPE SIZE	5.00 MM , 6.00 MM , 8.00 MM.
TIP LENGTH	1" , 2" , 3" , 4" , 6" , 8" , 12"
Custom Design	ANY DESIGN AS PER CUSTOMER SPECIFICATION IS ALSO AVAILABLE.

BAYONET TYPE BUTTERFLY ASSEMBLY CLOSED HOLE 11

HOLDER I.D.	8.0, 11.30, 12.00, 12.50, 13.00, 14.00, 16.00, 17.00 MM
SLOT	SINGLE SLOT , DOUBLE SLOT.
PIPE SIZE	5.00 MM , 6.00 MM
TIP LENGTH	1" , 2" , 3" , 4" , 5"
Custom Design	ANY DESIGN AS PER CUSTOMER SPECIFICATION IS ALSO AVAILABLE.



12 BUTTERFLY BOLT TYPE ASSEMBLY



BLOT SIZE	M6 , M8 , M10 , M12, ¼ BSW, ¼ BSP, 1/8 BSP.11.30, 12.00, 12.50, 13.00, 14.00, 16.00, 17.00 MM
PLATING	CHROME PLATING.
Custom Design	ANY DESIGN AS PER CUSTOMER SPECIFICATION IS ALSO AVAILABLE.

Bayonet Type Assemblies

13 BUTTERFLY PART



HOLE SIZE	3.00,4.00,5.00,6.00 MM
MATERIAL	BRASS , SS
PLATING	CHROME PLATING.
Custom Design	ANY DESIGN AS PER CUSTOMER SPECIFICATION IS ALSO AVAILABLE.

BOLT TYPE ASSEMBLY 14

BOLT SIZE	M6 , M8 , M10 , M12 , ¼ BSW , 1/8 BSP, ¼ BSP , 5/16 UNF.
PLATING	NICKEL PLATING




15 BOLT TYPE ASSEMBLY WITH WELDED BOLT



BOLT SIZE	M6 , M8 , M10 , M12 , ¼ BSW , 1/8 BSP, ¼ BSP , 5/16 UNF.
TIP	1" , 2" , 3" , 4" , 5" , 6"
MATERIAL	BRASS & SS
PLATING	NICKEL PLATING OR BUFF

Bayonet Type Assemblies

16 BOLT TYPE L ASSEMBLY



BOLT SIZE	M6 , M8 , M10 , M12 , ¼ BSW , 1/8 BSP, ¼ BSP , 5/16 UNF.
MATERIAL	BRASS & SS
Custom Design	ANY DESIGN AS PER CUSTOMER SPECIFICATION IS ALSO AVAILABLE.

WASHER TYPE ASSEMBLY (ONE PIECE) 17

PIPE SIZE	4.00MM , 4.70MM , 5.00 MM
PIPE LENGTH	7.00 MM , 20.00 MM.
PLATING	NICKEL PLATING.
Custom Design	ANY DESIGN AS PER CUSTOMER SPECIFICATION IS ALSO AVAILABLE.




18 WASHER TYPE ASSEMBLY (WELDED)



PIPE SIZE	4.00MM , 4.70MM , 5.00 MM
PIPE LENGTH	20,25,30,40,50 MM
PLATING	CHROME PLATING.
Custom Design	ANY DESIGN AS PER CUSTOMER SPECIFICATION IS ALSO AVAILABLE.

Bayonet Type Assemblies

19 LUG RIVETING TYPE



PLATING	CHROME PLATING.
Custom Design	ANY DESIGN AS PER CUSTOMER SPECIFICATION IS ALSO AVAILABLE.

WASHER TYPE BAYONET ASSEMBLY 20

PIPE SIZE	5.00 MM , 6.00 MM , 8.00 MM.
TIP LENGTH	1", 2", 3", 4", 5", 6", 8", 12".
PLATING	CHROME PLATING.
Custom Design	ANY DESIGN AS PER CUSTOMER SPECIFICATION IS ALSO AVAILABLE.



21 BAYONET TYPE ADJUSTABLE TIP ASSEMBLY



PIPE SIZE	3.00 MM , 4.00 MM , 5.00 MM.
PLATING	CHROME PLATING.
Custom Design	ANY DESIGN AS PER CUSTOMER SPECIFICATION IS ALSO AVAILABLE.

Bayonet Type Assemblies

22 CHINESE ASSEMBLY



HOLDER I.D.	8.0, 11.30 MM , 12.00 MM , 12.50 MM , 14.00 MM.
PLATING	CHROME PLATING.
SPRING	S.S. / M.S.
Custom Design	ANY DESIGN AS PER CUSTOMER SPECIFICATION IS ALSO AVAILABLE.

ROTATING BAYONET TYPE 23



SPRING ID	3.00 MM , 3.70 MM , 4.00 MM , 4.70 MM , 5.00 MM , 6.00 MM , 6.35 MM , 8.00 MM IN BOTH MATERIAL SS AND MS.
HOLDER	11.30 MM , 12.00 MM , 12.50 MM , 13.00 MM , 14.00 MM , 15.00 MM , 16.00 MM , 17.00 MM WITH SINGLE/DOUBLE SLOT HOLDER.
PLATING	CHROME PLATING.
Custom Design	ANY DESIGN AS PER CUSTOMER SPECIFICATION IS ALSO AVAILABLE.

24 TIP FOR SPRING HOLDER



FOR SPRING ID	3.00,3.70,4.00,4.70,5.00,6.00,6.35, 8.00
MATERIAL	BRASS & SS
PLATING	CHROME PLATING.
Custom Design	ANY DESIGN AS PER CUSTOMER SPECIFICATION IS ALSO AVAILABLE.

Bayonet Type Assemblies

25 BAYONET TYPE SPRING ROTATE STRAIGHT ASSEMBLY



FOR SPRING ID	3.00,3.70,4.00,4.70,5.00,6.00,6.35, 8.00
MATERIAL	BRASS & SS
PLATING	NICKEL PLATING & BUFFING
Custom Design	ANY DESIGN AS PER CUSTOMER SPECIFICATION IS ALSO AVAILABLE.

SPRING ROTATE L TYPE ASSEMBLY 26

PIPE SIZE	4.70 MM , 5.00 MM , 6.00 MM.
HOLDER I.D.	8.0 MM, 11.30 MM, 12.00 MM, 12.50 MM, 13.00 MM , 14.00 MM, 15.00 MM, 16.00 MM, 17.00 MM WITH SINGLE/DOUBLE SLOT.
TIP LENGTH	100 MM, 150 MM, 200 MM, 250 MM, 300 MM
PLATING	CHROME PLATING.
Custom Design	ANY DESIGN AS PER CUSTOMER SPECIFICATION IS ALSO AVAILABLE.



27 SQUARE BODY ASSEMBLY



PIPE SIZE	5.00 MM , 6.00 MM.
TIP SIZE	10.00,12.00,15.00 MM
MATERIAL	ASSEMBLY - BRASS , TIP - SS
Custom Design	ANY DESIGN AS PER CUSTOMER SPECIFICATION IS ALSO AVAILABLE.

Bayonet Type Assemblies

28 HOOK TYPE ASSEMBLY



PIPE SIZE	4.00 MM , 4.70 MM , 5.00 MM , 6.00 MM
TIP SIZE	15.00 MM, 20.00 MM, 30.00 MM, 35.00 MM
PLATING	CHROME PLATING

ADAPTORS AND HOLDERS



- ADAPTORS
- HOLDERS

Adaptors and Holders

1 ADAPTORS



THREAD SIZE	½ BSW, ¼ BSP, 1/8 BSP, 1/8 NPT, 3/8 BSP, 5/16 BSW, 5/8 BSW, M8 , M10 , M12 , M14.
LENGTH	FROM 20 MM UPTO 200MM.
SLOT	SINGLE OR DOUBLE SLOT
PLATING	CHROME & NICKEL
Custom Design	ANY DESIGN AS PER CUSTOMER SPECIFICATION IS ALSO AVAILABLE.

HOLDERS 2

SIZE	8.00, 10.00, 11.30, 12, 12.50, 13.00, 14.00, 15.00, 16.00, 17.00, 20.00 MM.
SLOT	SINGLE SLOT , DOUBLE SLOT.
PLATING	CHROME & NICKEL
Custom Design	ANY DESIGN AS PER CUSTOMER SPECIFICATION IS ALSO AVAILABLE.




3 SPRINGS AND SS PIPES



- SPRINGS
- S PIPES

Springs and SS Pipes

1 SPRINGS



HOLE SIZE	3.00, 4.00, 4.50, 4.70, 5.00, 6.00, 8.00, 10.00, 12.00, TAPER SPRING
LENGTH	2" UPTO 1 METER
Custom Design	ANY DESIGN AS PER CUSTOMER SPECIFICATION IS ALSO AVAILABLE.

SS PIPES 2

SIZE	3.00 MM, 4.00 MM, 4.70 MM, 5.00 MM, 6.00 MM, 8.00 MM, 10.00 MM., 12.00 MM, 19.00 MM , 22.00 MM
SS GRADE	SS 202 , SS 304 , SS 316
LENGTH	2", 3", 4", 5", 6", 8", 10", 12"
Custom Design	ANY DESIGN AS PER CUSTOMER SPECIFICATION IS ALSO AVAILABLE.



4 HEAD TYPE



- THERMO COUPLE WEATHER PROOF HEAD (IP 65)
- THERMOCOUPLE HINGED TYPE HEAD (HIGH TEMPERATURE)
- THERMOCOUPLE MINI HEAD
- THERMOCOUPLE FLAME PROOF HEAD
- THERMO COUPLE PLASTIC HEAD (PVC HEAD)
- THERMO COUPLE HEAD S.S.
- HEAD KNE TYPE
- HEAD DOUBLE ENTRY

Head Type

1 THERMO COUPLE WEATHER PROOF HEAD (IP 65)



BOTTOM ENTRY HOLE	3.00 MM, 6.00 MM, 8.00 MM, 10.00 MM, 11.00 MM, 12.00 MM, 13.00 MM, 19.20 MM, 22.00 MM, 25.00 MM.
BOTTOM ENTRY THREAD	M12.00, 1/4 BSP, 3/8 BSP, 1/2 BSP, 3/4 BSP.
CABLE ENTRY	3/4 ET, 1/2 BSP, PG9, PG11, M20 * 1.50.
COLOUR	BLACK, RED, SIMENS GREY, SIMENS GREY STRUCTURE, SKY BLUE, PEPSI BLUE, YELLOW , WHITE , GREEN.
Custom Design	ANY DESIGN AS PER CUSTOMER SPECIFICATION IS ALSO AVAILABLE.

Head Type

2 THERMOCOUPLE HINGED TYPE HEAD (HIGH TEMPERATURE)



BOTTOM ENTRY	19.00 MM, 20.50 MM, 22.50 MM, 26.50 MM, 32.50 MM, ½ BSP .
CABLE ENTRY	¾ ET
COLOUR	BLACK, RED, SIMENS GREY, SIMENS GREY STRUCTURE, SKY BLUE, PEPSI BLUE, YELLOW , WHITE , GREEN.
Custom Design	ANY DESIGN AS PER CUSTOMER SPECIFICATION IS ALSO AVAILABLE.

THERMOCOUPLE MINI HEAD 3

BOTTOM ENTRY	¼ BSP
CABLE ENTRY	¼ BSP.
COLOUR	BLACK, RED, SIMENS GREY, SIMENS GREY STRUCTURE, SKY BLUE, PEPSI BLUE, YELLOW , WHITE , GREEN.
Custom Design	ANY DESIGN AS PER CUSTOMER SPECIFICATION IS ALSO AVAILABLE.



4 THERMOCOUPLE FLAME PROOF HEAD



BOTTOM ENTRY	½ BSP
CABLE ENTRY	¾ BSCON (ET)
COLOUR	BLACK, RED, SIMENS GREY, SIMENS GREY STRUCTURE, SKY BLUE, PEPSI BLUE, YELLOW , WHITE , GREEN.
Custom Design	ANY DESIGN AS PER CUSTOMER SPECIFICATION IS ALSO AVAILABLE.

Head Type

5 THERMO COUPLE PLASTIC HEAD (PVC HEAD)



BOTTOM ENTRY	6.00 MM
COLOUR	BLACK

THERMO COUPLE HEAD S.S. 6

BOTTOM ENTRY	1/2 BSP
CABLE ENTRY	3/4 ET
MATERIAL	SS 304 , SS 316




7 HEAD KNE TYPE



BOTTOM ENTRY	1/2 BSP
CABLE ENTRY	1/2 BSP
COLOUR	SILVER PAINT COLOUR
Custom Design	ANY DESIGN AS PER CUSTOMER SPECIFICATION IS ALSO AVAILABLE.

Head Type

8 HEAD DOUBLE ENTRY



BOTTOM ENTRY	1/2 BSP
CABLE ENTRY	1/2 BSP
COLOUR	SILVER PAINT COLOUR
Custom Design	ANY DESIGN AS PER CUSTOMER SPECIFICATION IS ALSO AVAILABLE.

CERAMIC DISH AND INSULATORS



- SIMPLEX 2 WAY
- DUPLEX 4 WAY
- 2 WAY VERTICAL FOR RTD
- 3 WAY VERTICAL FOR RTD
- 3 WAY VERTICAL LONG TERMINAL FOR RTD
- 3 WAY VERTICAL FOR RTD INDIRECT
- 3 WAY VERTICAL FOR RTD DIRECT
- 3 WAY VERTICAL LONG TERMINAL FOR RTD INDIRECT
- 3 WAY VERTICAL LONG TERMINAL FOR RTD DIRECT
- 4 WAY VERTICAL FOR RTD
- 6 WAY VERTICAL FOR RTD INDIRECT
- 6 WAY VERTICAL LONG TERMINAL FOR RTD INDIRECT
- 6 WAY VERTICAL FOR RTD DIRECT
- 6 WAY VERTICAL LONG TERMINAL FOR RTD DIRECT
- 8 WAY VERTICAL FOR RTD
- 2 WAY L TC INDIRECT
- 2 WAY L TC DIRECT
- 3 WAY L TC INDIRECT
- 3 WAY L TC DIRECT
- 4 WAY L TC INDIRECT
- 4 WAY L TC DIRECT
- 6 WAY L TC INDIRECT
- 6 WAY L TC DIRECT
- 2 WAY ABCD
- 3 WAY ABCD
- 4 WAY ABCD
- 2 WAY ABCD WITH LUGS
- 3 WAY ABCD WITH LUGS
- 4 WAY ABCD WITH LUGS
- 4 WAY BIG DISH (S TYPE)
- 4 WAY SATHIYA TYPE (K TYPE)
- CER DISH FOR MINI HEAD
- ROUND TERMINAL DISH
- CER BLOCK WITH SS CIRCLE & GASKET FITTINGS
- FLOWER SPRING LOADED
- INSULATOR (CERAMIC BITS)

Ceramic Dish and Insulators



Simplex 2 Way



Duplex 4 Way



2 Way Vertical For Rtd



3 Way Vertical for RTD

3 Way Vertical Long Terminal for RTD



3 Way Vertical for RTD Indirect



3 Way Vertical for RTD Direct



3 Way Vertical Long Terminal for RTD Indirect

3 Way Vertical Long Terminal for RTD Direct



4 Way Vertical for RTD

6 Way Vertical for RTD Indirect



6 Way Vertical Long Terminal for RTD Indirect

Ceramic Dish and Insulators



6 Way Vertical for
RTD Direct

6 Way Vertical Long
Terminal for RTD Direct



8 Way Vertical for RTD

2 Way L TC Indirect



2 Way L TC Direct



3 Way L TC Indirect



3 Way L TC Direct



4 Way L TC Indirect



4 Way L TC Direct



6 Way L TC Indirect



6 Way L TC Direct



2 Way ABCD

Ceramic Dish and Insulators



3 Way ABCD



4 Way ABCD



2 Way ABCD With Lugs



3 Way ABCD With Lugs



4 Way ABCD With Lugs



4 Way Big Dish (S Type)



4 Way Sathiya
Type (K Type)



Cer Dish for Mini Head



Round Terminal Dish



Cer Block With SS Circle
& Gasket Fittings



Flower Spring Loaded



Insulator (Ceramic Bits)

COMPRESSION & FIXED FITTINGS



- BRASS COMPRESSION FITTING (ADJUSTABLE FERRULE FITTINGS)
- BRASS FIX FITTING (PLUG)
- SS COMPRESSION FITTINGS (ADJUSTABLE FERRULE FITTINGS)
- SS FIX FITTINGS (PLUG)
- SS PLUG WITH WELDED PIPE

Compression And Fixed Fittings

1 BRASS COMPRESSION FITTING (ADJUSTABLE FERRULE FITTINGS)



THREAD SIZE	1/2 BSP * 1/4 BSP, 1/2 BSP * 3/8 BSP, 1/4 BSP * 1/4 BSP, 3/8 BSP * 3/8 BSP, 3/8 BSP * 1/4 BSP, 1/8 NPT * 1/8 BSP, 1/8 BSP * 1/8 BSP, 3/4 BSP * 1/4 BSP, 3/4 BSP * 3/8 BSP, 1" BSP * 1/4 BSP, 1" BSP * 3/8 BSP.
HOLE SIZE	3.00, 4.00, 4.70, 5.00, 6.00, 8.00, 10.00, 12.00 MM.
PLATING	CHROMER PLATING
Custom Design	ANY DESIGN AS PER CUSTOMER SPECIFICATION IS ALSO AVAILABLE.

BRASS FIX FITTING (PLUG) 2



THREAD SIZE	1/4 BSP, 3/8 BSP, 1/2 BSP, 3/4 BSP, 1" BSP
HOLE SIZE	3.00 MM, 4.00 MM, 4.50 MM, 5.00 MM, 6.0 MM, 8.00 MM, 10.00 MM.
PLATING	CHROME PLATING (IF REQUIRED).
Custom Design	ANY DESIGN AS PER CUSTOMER SPECIFICATION IS ALSO AVAILABLE.

3 SS COMPRESSION FITTINGS (ADJUSTABLE FERRULE FITTINGS)



THREAD SIZE	1/2 BSP * 1/4 BSP, 1/2 BSP * 3/8 BSP, 1/4 BSP * 1/4 BSP, 3/8 BSP * 3/8 BSP, 3/8 BSP * 1/4 BSP, 1/8 NPT * 1/8 BSP, 3/4 BSP * 1/4 BSP, 3/4 BSP * 3/8 BSP, 1" BSP * 1/4 BSP, 1" BSP * 3/8 BSP.
HOLE SIZE	6.00, 8.00, 10.00 MM, 12.00 MM, 16.00 MM.
FINISHING	BUFFING
Custom Design	ANY DESIGN AS PER CUSTOMER SPECIFICATION IS ALSO AVAILABLE.

Compression And Fixed Fittings

4 SS FIX FITTINGS (PLUG)



THREAD SIZE	1/4 BSP, 3/8 BSP, 1/2 BSP, 3/4 BSP, 1" BSP, M12, M16, M27
HOLE SIZE	3.00 MM, 4.00 MM, 6.00 MM, 8.00 MM, 10.00 MM.
FINISHING	BUFFING

SS PLUG WITH WELDED PIPE 5



THREAD SIZE	1/4 BSP, 3/8 BSP, 1/2 BSP, 3/4 BSP, 1" BSP, M12, M16, M27
PIPE SIZE	4.00, 5.00, 6.00, 8.00, 9.50, 12.00
FINISHING	BUFFING

OTHER ACCESSORIES FOR TEMPRATURE



- ALUMINIUM OVAL FLANGE
- ALUMINIUM ROUND FLANGE
- CABLE GLAND (BRASS)
- SS BASE PLATE (SS CIRCLE)
- GASKET
- SPRING LOADED CIRCLE
- SPRING LOADED CIRCLE WITH WELDED PIPE
- CLIP FOR HINGES TYPE HEAD
- MGO POWDER
- ALUMINIUM HANDLE
- POT-SEAL
- THERMOCOUPLE CONNECTOR BRACKET (I CLIP)
- MINERAL INSULATED CABLE WITH JUNCTION
- SURFACE PROBE SENSORS ACCESSORIES
- THERMOWELL BRASS – ONE PIECE
- THERMOWELL FITTINGS – SS
- THERMOWELL FITTINGS – SS – WELDED
- THERMOWELL FLANGE TYPE
- SQUARE FLANGE TYPE

Other Accessories For Temperature

1 ALUMINIUM OVAL FLANGE



HOLE SIZE

6.00MM, 8.00MM, 10.00 MM, 15.00 MM, 19.00 MM, 22.00 MM, 25.00 MM, 32.00 MM, ¼ BSP.

COLOUR

BLACK, RED, SIMENS GREY, SIMENS GREY STRUCTURE, SKY BLUE, PEPSI BLUE, YELLOW, WHITE, GREEN.

Custom Design

ANY DESIGN AS PER CUSTOMER SPECIFICATION IS ALSO AVAILABLE.

ALUMINIUM ROUND FLANGE 2

HOLE SIZE

6.00MM, 8.00MM, 10.00 MM, 15.00 MM, 19.00 MM, 22.00 MM, 25.00 MM, 32.00 MM.

COLOUR

BLACK, RED, SIMENS GREY, SIMENS GREY STRUCTURE, SKY BLUE, PEPSI BLUE, YELLOW, WHITE, GREEN.

Custom Design

ANY DESIGN AS PER CUSTOMER SPECIFICATION IS ALSO AVAILABLE.



3 CABLE GLAND (BRASS)



SIZE

¾ ET SINGLE COMPRESSION, ¾ ET DOUBLE COMPRESSION, ½ NPT DOUBLE COMPRESSION, M20 * 1.50 DOUBLE COMPRESSION.

Custom Design

ANY DESIGN AS PER CUSTOMER SPECIFICATION IS ALSO AVAILABLE.

Other Accessories For Temperature

4 SS BASE PLATE (SS CIRCLE)



SIZE	9 HOLE (OD 42.00 MM), CAPSUL TYPE (OD 42.00 MM), SMALL CIRCLE (OD 25.00 MM)
PIPE SIZE	3.00, 4.00, 6.00, 8.00.

GASKET 5

SIZE	9 HOLE (OD 42.00 MM), CAPSUL TYPE (OD 42.00 MM)
PIPE SIZE	3.00 MM, 6.00 MM, 8.00 MM.
COLOUR	GREEN.



6 SPRING LOADED CIRCLE



SIZE	9 HOLE (OD 42.00 MM), CAPSUL TYPE (OD 42.00 MM).
PIPE SIZE	3.00, 6.00, 8.00 MM.

Other Accessories For Temperature

7 CLIP FOR HINGES TYPE HEAD



MATERIAL	M.S.
PLATING	NICKEL PLATING

MGO POWDER 8

Insulation: The primary function of MgO powder in thermocouples is to provide electrical insulation between the thermocouple wires and the metal sheath that encloses them. This prevents short circuits and ensures accurate temperature readings.

Physical Support: The MgO powder acts as a filler material, providing structural support to the thermocouple wires within the metal sheath. This helps to protect the wires from mechanical damage and vibration.

Corrosion Resistance: MgO powder is highly resistant to corrosion, which is important for thermocouples used in harsh environments.



9 ALUMINIUM HANDLE



THREAD SIZE	1/4 BSP, 7/16 UNF, M8.
MATERIAL	ALUMINIUM
COLOUR	ANY AS PER REQUIREMENT

Other Accessories For Temperature


10 CLIP FOR HINGES TYPE HEAD




WE OFFER A WIDE RANGE IN POTSEAL IN BOTH BRASS & SS.

MGO POWDER 11

I CLIPS OF TWO SIZES ARE AVAILABLE FOR BIG CONNECTOR & FOR SMALL CONNECTOR.



12 ALUMINIUM HANDLE



M.I. SIZE	0.50 , 1.0 , 1.50 , 3.0 , 4.5 , 6.0 , 8.0
MATERIAL	SS 310 , 316 , INCONEL.
JUNCTION	GROUNDDED & UNGROUNDED
TYPE	SIMPLEX / DUPLEX

Other Accessories For Temperature

13 SURFACE PROBE SENSORS ACCESSORIES



PIPE SIZE	3.0 , 4.0 , 5.0 , 6.0 , 8.0
MATERIAL	S.S.

PIPE OPEN & CLOSED BOTH AVAILABLE

THERMOWELL BRASS - ONE PIECE 14

THREAD SIZE	1/4 BSP , 1/8 BSP , 1/2 BSP , 3/4 BSP
PLATING	CHROME PLATING / W/O PLATING
TIP LENGTH	1" , 2" , 3" , 4" , 6" , 8"



15 THERMOWELL FITTINGS - SS



THREAD SIZE	1/4 BSP , 1/4 NPT 1/2 BSP , 1/2 NPT , 3/4 BSP , 3/4 NPT , 1" BSP
HOLE SIZE	AS PER REQUIRMENT
FINSHING	BUFFING

Other Accessories For Temperature

16 THERMOWELL FITTINGS - SS - WELDED



THREAD SIZE	1/4 BSP , 1/4 NPT 1/2 BSP , 1/2 NPT , 3/4 BSP , 3/4 NPT , 1" BSP
PIPE SIZE	8.0 , 10.0 , 12.0 , 16.0 ETC.
PIPE QUALITY	SS 304 , SS 316 , INCONEL.
FINISHING	BUFFING

THERMOWELL FLANGE TYPE 17

FLANGE SIZE	1" , 2" , 3" , 4" ETC.
MATERIAL	SS 304 , SS 316
FINISHING	BUFFING



18 SQUARE FLANGE TYPE



SQUARE SIZE	1" , 2" , 3" , 4" ETC.
MATERIAL	SS 304
FINISHING	BUFFING

THERMOCOUPLE CONNECTORS



- THERMOCOUPLE CONNECTORS

Thermocouple Connector

1 Thermocouple Connector



MINIATURE FLAT PIN CONNECTORS	K , J , N , T , R/S TYPE , 3 PIN RTD
ROUND PIN CONNECTORS	K , J , N , T , R/S TYPE , 3 PIN RTD
CERAMIC FLAT PIN CONNECTORS	K , R/S TYPE
CERAMIC ROUND PIN CONNECTORS	K , R/S TYPE
PANEL MOUNT CONNECTORS	K , J , T - FOR FLAT PIN AND ROUND PIN CONNECTORS
SUB MINI CONNECTORS	K TYPE - YELLOW AND GREEN

9 TEMPERATURE TRANSMITTER



- TEMPERATURE TRANSMITTER

Temperature Transmitter

1 TEMPERATURE TRANSMITTER



INPUT TYPES	RTDS, THERMOCOUPLES, MV, RESISTANCE
INPUT RANGE	RTD: -200°C TO +850°C (E.G., PT100), TC: UP TO 1800°C
ACCURACY	±0.1% OF SPAN (TYPICAL)
OUTPUT SIGNAL	4-20 MA (2-WIRE), HART 7.0, MODBUS RTU (OPTIONAL)
POWER SUPPLY	8-36 VDC (LOOP-POWERED)
Isolation	1500 V AC RMS between input/output/power
RESPONSE TIME	<500 MS (CONFIGURABLE)
OPERATING TEMPERATURE	-40°C TO +85°C
EMC COMPLIANCE	IEC 61326, NAMUR NE21
HOUSING PROTECTION	IP65/IP67 (HEAD-MOUNTED)

10 RTD SENSORS



- JUMO MAKE
- IST MAKE

Rtd Sensors

Platinum Resistance Temperature Detectors (RTDs), which are widely used for accurate and reliable temperature measurement across various industrial applications. RTD sensors work on the principle that the electrical resistance of a metal changes with temperature. Among all RTD materials, platinum is

Key Features:

- High Accuracy & Repeatability
- Ideal for applications requiring precise temperature control.
- Excellent Stability Over Time
- Platinum's chemical inertness ensures long-term reliability.
- Wide Temperature Range
- Typically from -200°C to +850°C (depending on design)

1 JUMO MAKE



2 IST MAKE



PT 100	CLASS A , AA , B & C
PT 1000	CLASS A & B
PT 100 FOR 2.0 MM	CLASS B

PT 100	CLASS A , AA , B
PT 1000	CLASS A , B
1/3 DIN	'-----'
PT 100 FOR 2.0 MM	CLASS A , B

11 OTHER ENGINEERING PRODUCTS



- CONTACT FOR 11 KV SWITCHES
- ENGINEERING PRODUCTS
- TEXTILE PIN BAR
- BOLTS
- SPACERS

Other Engineering Products

1 CONTACT FOR 11 KV SWITCHES



MATERIAL BRASS

ENGINEERING PRODUCTS

2

MATERIAL BRASS , M.S. , S.S , COPPER , ALUMINIUM

CUSTOM DESIGN ALL ENGINEERING PRODUCTS AS PER REQUIREMENT WILL BE MANUFACTURED.



3 TEXTILE PIN BAR



MATERIAL BRASS

SIZES ARTOS , HARISH , SUPRA ETC.

Other Engineering Products

4 BOLTS



MATERIAL	BRASS , M.S. , S.S.
SIZE	M4 , M5 , M6 , M8 , M10 , M12 , 1/4 BSW , 1/4 BSP ETC.

5 SPACERS

MATERIAL	BRASS , M.S. , S.S.
SIZE	M2 , M2.5 , M3 , M4 , M5 , M6 , M8
LENGTH	10 , 12 , 16 , 20 , 30 , 50 , 59 ,70 ETC..
PLATING	NICKEL PLATING OR BUFFING



TO ACHIEVE THIS GOAL WE SHALL



Batch-Wise Traceability

Complete tracking of materials and processes from raw input to finished product, ensuring accountability and easy reference.



Dimensional & Visual Inspections

Precision measurement and visual assessments, to ensure components meet specified tolerances and surface standards.



In-Process Audits

Systematic checks conducted during production to identify deviations early and maintain consistent output quality.



Final Quality Approval

Comprehensive inspection of finished goods before packaging and shipment to confirm conformance to all specifications.

THERMOCOUPLE HEADS





DOSHI & SONS

QUALITY SERVICE

Locate Us

C-48/1, M. P. Shah
Industrial Estate, Saru
Section Road, Jamnagar,
Gujarat – 361002.

Website

www.doshinsons.com

Email US

info@doshiandsons.in
doshi_sons@yahoo.com

Call US

Nilesh Doshi :
+91 94264 33702

Dishant Doshi :
+91 88662 82072

Connect With US

@doshinsons

